

MUNICIPALIDAD DE LA CIUDAD DE BUENOS AIRES



36 2ª parte
1967

Gral. de Brigada (RE) MANUEL IRICIBAR

Intendente Municipal

Sr. FLORENTINO L. ALEN

Secretario de Hacienda y Administración

Dr. CARLOS J. GARCIA DIAZ

Secretario de Salud Pública

Arq. MAXIMO ALBERTO VAZQUEZ LLONA

Secretario de Obras Públicas y Urbanismo

Dr. HECTOR FERNANDO GUEVARA

Secretario de Abastecimiento y Policía Municipal

Dr. ROBERTO J. VERNENGO

Secretario de Cultura y Acción Social



ESCUDO DE LA CIUDAD DE B. A. Ordenanza del 8 de diciembre de 1829

DIRECCION DE ESTADISTICA

Nº DE INVENTARIO	12462
UBICACION	18-8-13
INGRESO	19-8-86
MATERIA	D

ALEJANDRO PREBISCH


Director

AURELIO S. BARONE

Subdirector

DOMINGO A. MOABRE

Secretario General



JUAN CARLOS LAGORIO

Jefe

Dpto. Estadísticas Sociales

ATRIO MUÑOZ

Jefe

Dpto. Censos y Publicaciones

SECRET


SECRET

DEPARTMENT OF STATE
WASHINGTON, D. C.

OFFICE OF THE SECRETARY

MEMORANDUM FOR THE SECRETARY

RE: [Illegible]



[Illegible text block]

SECRET

I N D I C E

Pág.

ESTADISTICA DE BROMATOLOGIA - AÑOS 1963/67.-

PRODUCTOS INSPECCIONADOS - TOTALES.-

- Carnes	26 a 29
- Representación Gráfica	
- Aves, Huevos y Afines	30 y 31
- Representación Gráfica	
- Pescados, Mariscos y Batracios	32 y 33
- Representación Gráfica	
- Leche y Derivados	34 y 35
- Representación Gráfica	
- Verduras y Frutas	36
- Representación Gráfica	
- Varios	37


PRODUCTOS INSPECCIONADOS - APTOS.-

- Carnes	38 a 41
- Aves, Huevos y Afines	42 y 43
- Pescados, Mariscos y Batracios	44 y 45
- Leche y Derivados	46 y 47
- Verduras y Frutas	48
- Varios	49

INSPECCIONES.-


- Inspecciones realizadas en locales y establecimientos	50 a 55
- Representaciones Gráficas	

Nota.- Anteriormente se difundía este material y la Estadística de Morbilidad y Medicina Preventiva en un solo volumen. Al enriquecerse con nuevos elementos estadísticos, se ha procedido a separarlos. El material correspondiente a Morbilidad y Medicina Preventiva se publicó como la parte. (N^o 36 - Agosto de 1968 - páginas 1 a 25).-






ESTADISTICA
DE BROMATOLOGIA



CAPITAL FEDERAL
 ESTADISTICA BROMATOLOGICA
 PRODUCTOS INSPECCIONADOS

CARNES
 1963 - 1967

PERIODO:	CUARTOS BOVINAS	RESSES			LECHONES	CAPRINOS
		BOVINAS	OVINAS	PORCINAS		
		(N U M E R O)				
1963	191.922	1.857.109	361.284	710.838	215.556	331.771
1964	197.603	1.281.336	406.716	661.249	174.118	306.312
1965	172.667	1.328.009	483.259	848.163	182.967	262.320
1966	181.570	1.795.869	649.312	1.104.577	213.545	279.238
1967	187.340	1.933.758	814.978	979.701	250.878	284.676
E. 1967	16.625	162.892	56.014	96.853	6.294	20.100
F. "	11.215	143.907	45.632	78.482	9.325	-
M. "	13.818	164.965	50.344	88.445	16.532	-
A. "	15.880	168.459	54.066	85.923	17.258	1.051
M. "	19.554	182.619	54.835	91.067	22.125	7.818
J. "	16.931	175.119	50.694	93.872	24.222	37.660
J. "	19.361	169.276	60.042	89.864	22.457	39.351
A. "	18.390	169.003	77.019	82.835	23.748	33.648
S. "	14.354	157.204	79.693	71.908	19.568	31.479
O. "	13.632	150.938	41.812	68.490	27.416	24.367
H. "	15.469	137.792	122.433	67.847	29.604	38.222
D. "	12.111	151.584	122.394	64.115	32.329	50.980



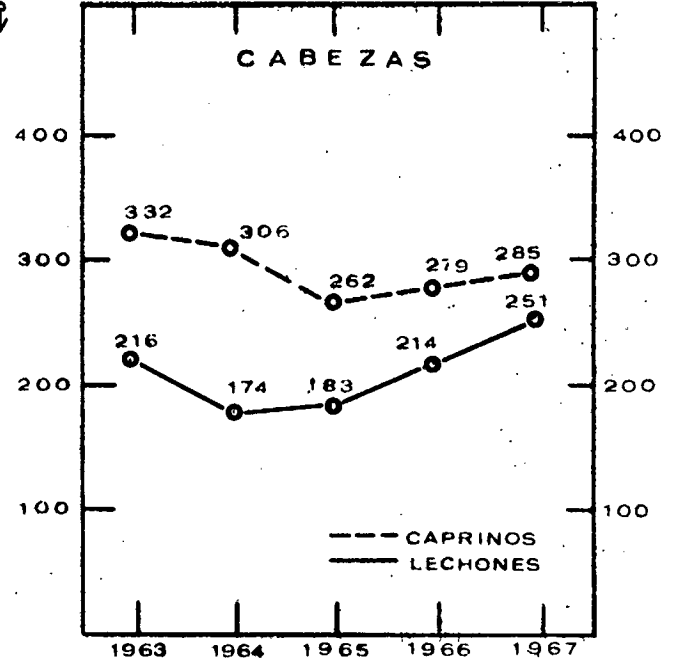
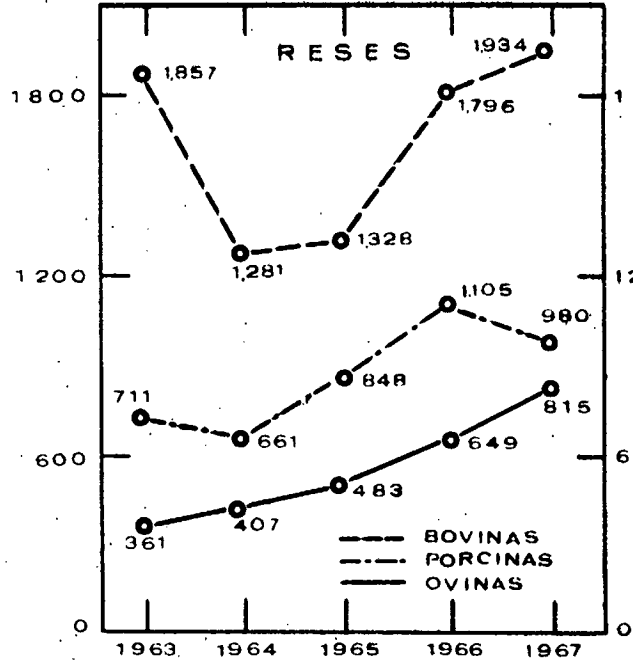
CAPITAL FEDERAL ESTADISTICA BROMATOLOGICA PRODUCTOS INSPECCIONADOS

CARNES 1963-1967

MILES DE UNIDADES

MILES DE UNIDADES

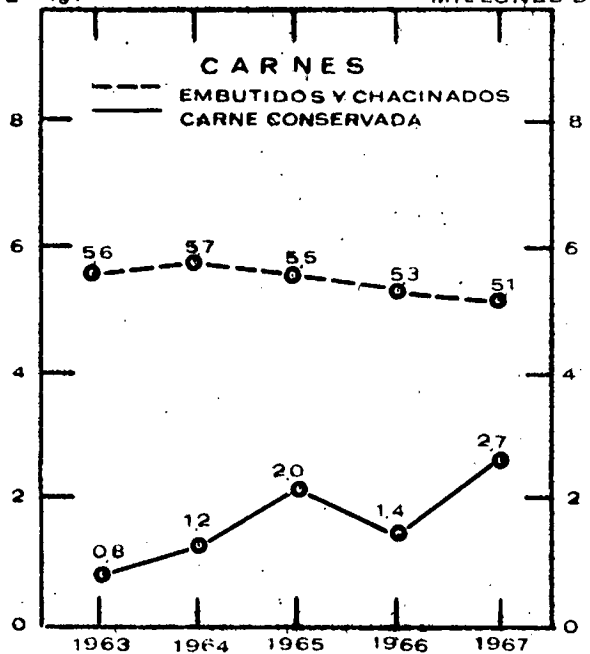
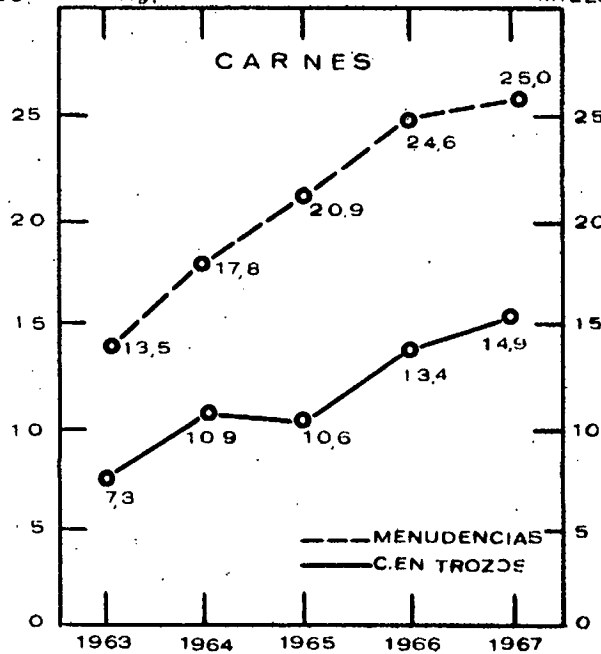
MILES DE UNIDADES




MILLONES DE Kg.

MILLONES DE Kg.

MILLONES DE Kg.






CAPITAL FEDERAL
 ESTADISTICA BROMATOLOGICA
 PRODUCTOS INSPECCIONADOS

CARNES

1963 - 1967

PERIODO:	CARNE EN TROZOS	MENUEN- CIAS Y VISCERAS	CARNE		
			CONSERVADA	SALADA	CONGELADA
			(KILOGRAMO)		
1963	7.320.349	13.523.717	779.848	62.936	16.609
1964	10.881.480	17.794.402	1.151.287	87.809	-
1965	10.627.450	20.876.392	2.002.505	44.733	120
1966	13.369.780	24.613.155	1.403.314	100.735	-
1967	14.869.278	24.957.971	2.719.979	91.331	-
E. 1967	402.763	2.095.222	298.490	8.433	-
F. "	1.255.553	1.833.077	215.468	7.802	-
M. "	1.440.667	2.320.667	287.530	12.079	-
A. "	1.017.125	2.174.179	231.083	7.968	-
M. "	1.418.330	3.007.605	272.039	7.966	-
J. "	1.417.966	2.437.397	225.067	11.121	-
J. "	1.705.995	2.326.404	252.249	10.031	-
A. "	1.414.606	1.145.022	119.573	-	-
S. "	1.321.265	1.921.357	49.192	9.037	-
O. "	1.159.465	1.784.135	221.047	9.370	-
H. "	1.180.292	2.080.083	315.345	7.524	-
D. "	1.135.251	1.832.823	232.896	-	-




CAPITAL FEDERAL
 ESTADISTICA BROMATOLOGICA
 PRODUCTOS INSPECCIONADOS

CARNES


1963 - 1967

PERIODO:	SANGRE	EMBUTIDOS Y CHACINADOS	JAMONES	TOCINOS	LENGUAS
	(L.)	(KG.)	(N°.)	(KG.)	(N°.)
1963	507.982	5.635.027	149.569	44.347	420.160
1964	783.160	5.699.721	324.213	45.565	418.639
1965	640.906	5.509.988	323.057	58.182	490.889
1966	1.210.466	5.257.086	468.766	178.342	698.996
1967	1.498.923	5.120.914	722.080	42.069	772.805
B. 1967	90.050	479.038	55.982	-	66.877
P. "	69.920	487.153	49.698	11.174	65.378
M. "	37.120	549.588	42.349	700	85.878
A. "	88.920	349.870	56.734	3.670	75.745
M. "	146.370	445.970	56.742	1.836	78.659
J. "	-	469.839	55.523	300	74.923
J. "	458.293	383.382	63.373	10.374	65.475
A. "	90.750	417.244	61.043	7.340	54.840
S. "	141.980	316.929	51.582	4.445	55.834
O. "	137.820	412.464	135.316	350	41.183
N. "	129.050	425.516	46.681	1.380	55.268
D. "	108.650	383.921	47.057	500	52.725



CAPITAL FEDERAL
 ESTADISTICA BROMATOLOGICA
 PRODUCTOS INSPECCIONADOS
 1963 - 1967

PERIODO:	CARNES					CABEZAS TUBERCULOSAS (N°.)
	GRASA		HUESOS SALADOS	TRIPAS SALADAS	SEBO	
	PORCINA	BOVINA				
	(KILOGRAMO)					
1963	661.558	585.858	86.447	600.639	89.330	36.110
1964	487.173	1.109.549	9.849	857.041	790.852	27.218
1965	553.306	1.598.390	671	1.085.829	1.267.170	17.596
1966	1.723.942	2.105.191	-	3.262.755	1.515.739	25.058
1967	1.312.218	1.670.564	-	3.517.055	1.028.900	24.216
E. 1967	84.143	158.154	-	296.880	51.320	2.714
F. "	124.697	172.430	-	323.508	69.720	2.303
H. "	104.747	244.789	-	391.646	140.600	2.007
A. "	125.377	254.224	-	350.198	172.500	2.047
M. "	139.382	130.293	-	331.664	168.890	2.263
J. "	204.948	185.770	-	298.260	46.600	3.364
J. "	172.281	104.869	-	332.947	84.920	2.196
A. "	109.067	90.663	-	383.555	37.300	3.125
S. "	88.194	87.682	-	281.178	53.700	1.466
O. "	41.357	135.316	-	156.298	-	775
N. "	63.417	61.956	-	203.363	121.950	799
D. "	54.608	44.418	-	167.558	81.400	1.157



CAPITAL FEDERAL

ESTADISTICA BROMATOLOGICA


PRODUCTOS INSPECCIONADOS

AVES, HUEVOS Y AFINES

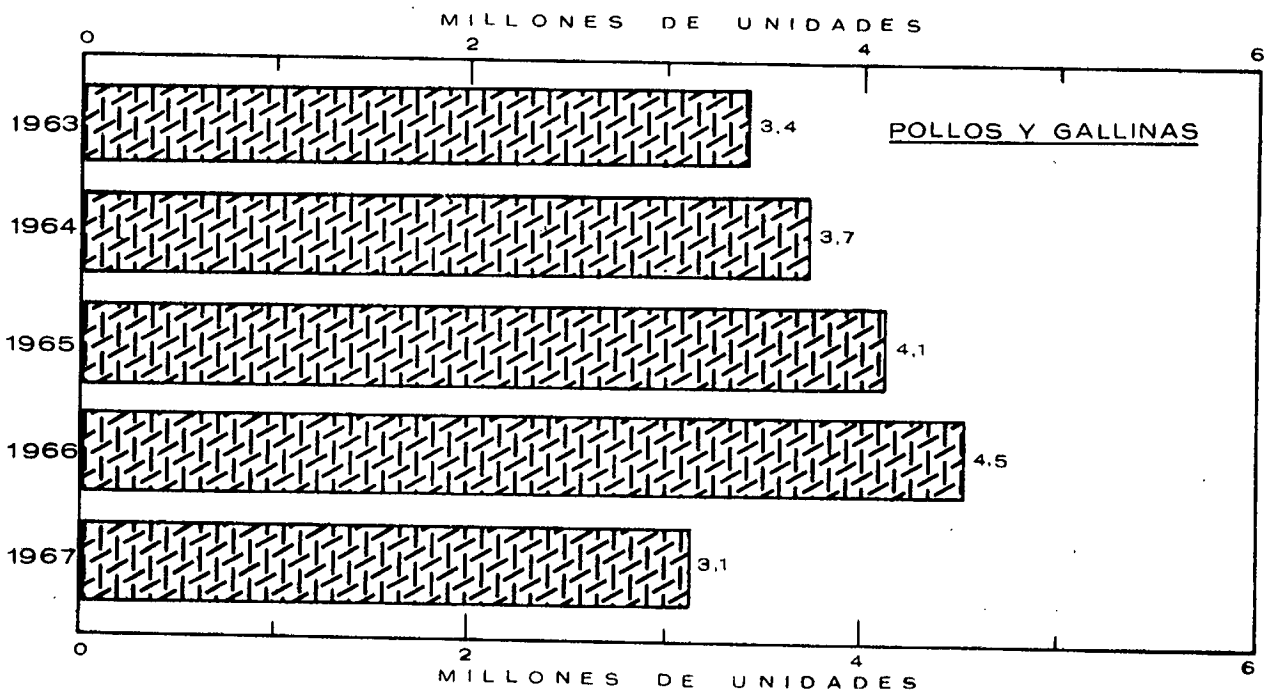
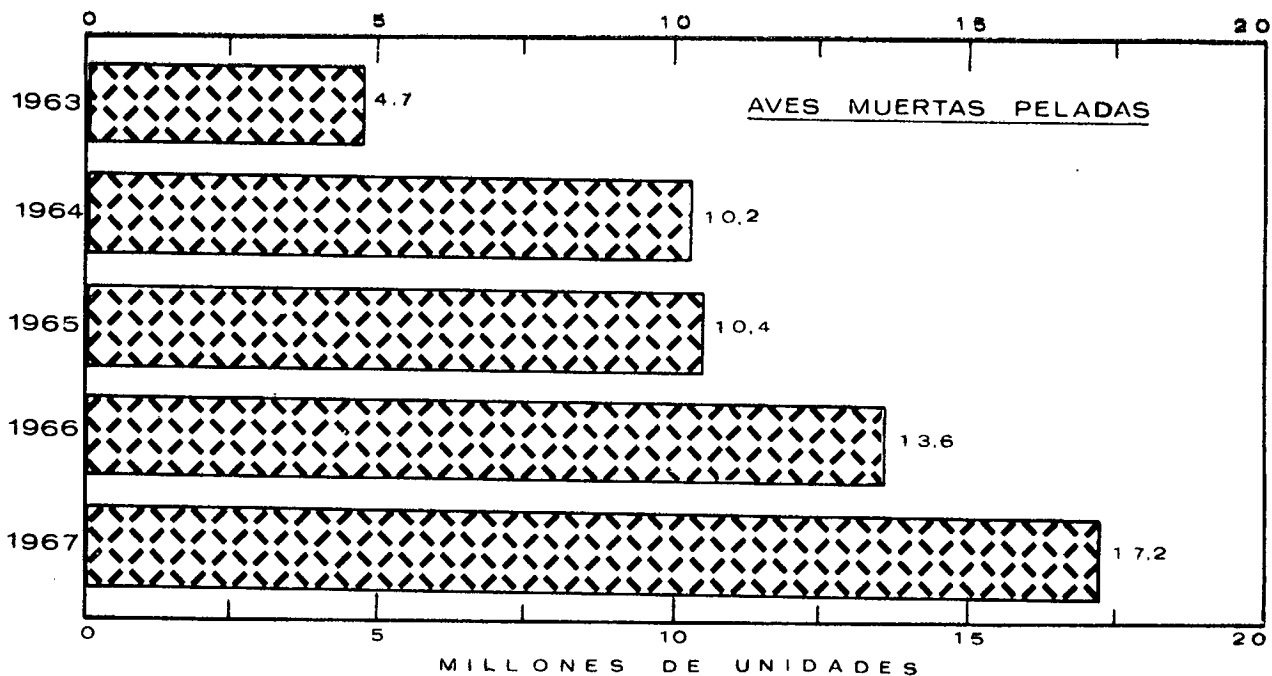
1963 - 1967


AVES VIVAS

PERIODO:	AVES MUERTAS PELADAS	AVES VIVAS				
		POLLOS Y GALLINAS	PAVOS Y PAVITAS	GANSOS	PATOS	FALCHAS
		(N U M E R O)				
1963	4.668.995	3.440.635	69.755	8.878	43.256	3.393
1964	10.199.915	3.700.191	132.413	4.509	24.354	3.276
1965	10.358.587	4.119.605	96.443	4.348	28.201	5.028
1966	13.569.749	4.540.192	51.778	6.852	28.641	4.747
1967	17.226.991	3.092.130	109.769	6.989	28.783	5.779
E. 1967	918.105	206.452	4.936	945	3.400	256
F. "	770.127	184.365	314	581	2.871	261
M. "	1.420.399	276.888	474	696	3.556	316
A. "	1.130.095	292.069	878	424	232	18
M. "	1.192.337	324.661	4.650	623	2.902	178
J. "	1.319.701	269.070	6.558	510	3.291	533
J. "	1.604.584	278.945	25.676	720	2.454	617
A. "	1.792.744	293.583	30.164	801	2.281	928
S. "	1.338.463	266.189	4.086	334	1.553	1.038
O. "	2.394.743	232.142	8.086	89	852	509
H. "	1.529.661	226.075	8.324	417	1.687	868
D. "	1.816.032	241.691	15.623	849	3.704	257




CAPITAL FEDERAL
ESTADISTICA BROMATOLOGICA
Productos inspeccionados
1963-1967






CAPITAL FEDERAL
 ESTADISTICA BROMATOLOGICA
 PRODUCTOS INSPECCIONADOS
 AVES, HUEVOS Y APINES

PERIODO:	PILIFEROS			HUEVOS			
	CONEJOS	LIEBRES	NUTRIAS	DE CAMPO	FRIGORIFICO CAPITAL	FRIGORIFICO INTERIOR	PARA INDUSTRIA
	(NUMERO)			(DOCEÑA)			
1963	61.197	41.649	1.346	43.323.571	-	-	11.423
1964	65.461	37.069	4.741	40.881.399	-	-	17.009
1965	70.763	13.417	2.244	41.188.477	-	-	56.622
1966	61.187	76.520	1.332	18.212.960	8.934.430	2.973.531	34.160
1967	79.784	15.677	1.453	12.812.835	2.788.458	739.800	8.812
E. 1967	5.300	-	-	1.097.490	236.100	8.100	2.300
F. "	6.881	35	-	844.830	149.940	7.500	1.774
K. "	9.205	-	-	990.840	57.918	13.590	1.552
A. "	17.383	151	21	621.560	809.910	-	-
M. "	7.102	1.970	266	671.941	920.490	246.210	2.137
J. "	5.789	3.868	280	354.930	505.470	419.430	-
J. "	6.165	8.150	384	536.405	47.490	44.970	83
A. "	6.886	1.484	134	1.770.632	-	-	-
S. "	3.548	19	225	1.221.339	-	-	-
O. "	3.659	-	109	1.532.708	-	-	966
H. "	3.814	-	12	1.706.040	-	-	-
D. "	4.052	-	22	1.464.120	61.140	-	-

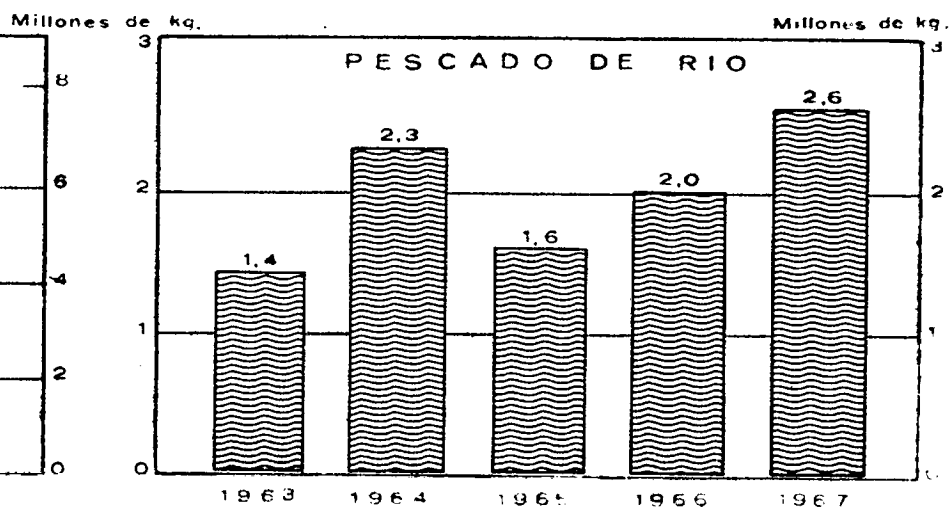
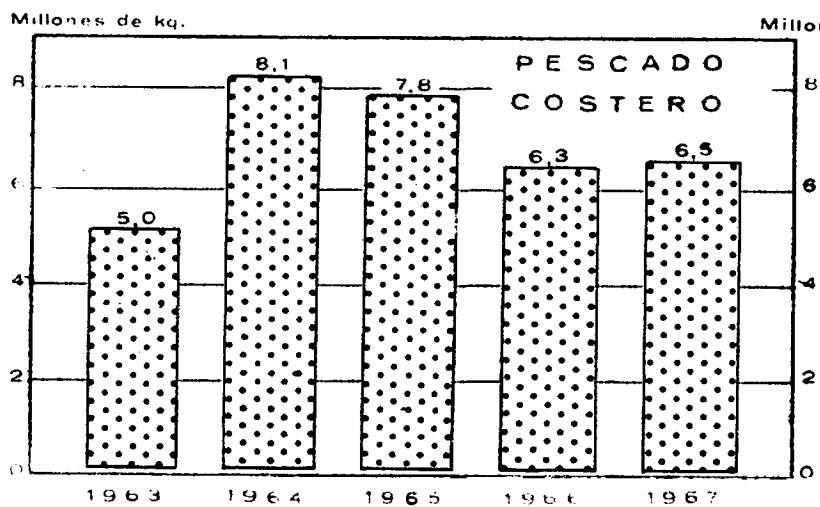
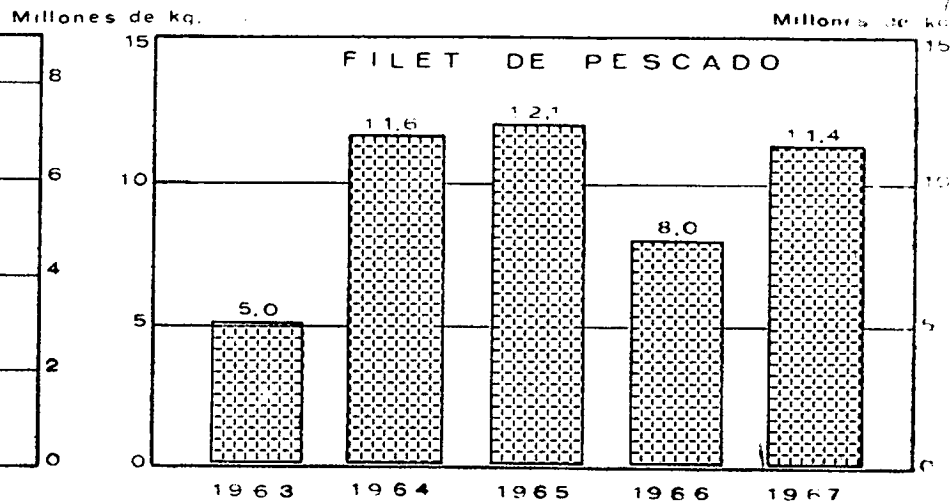
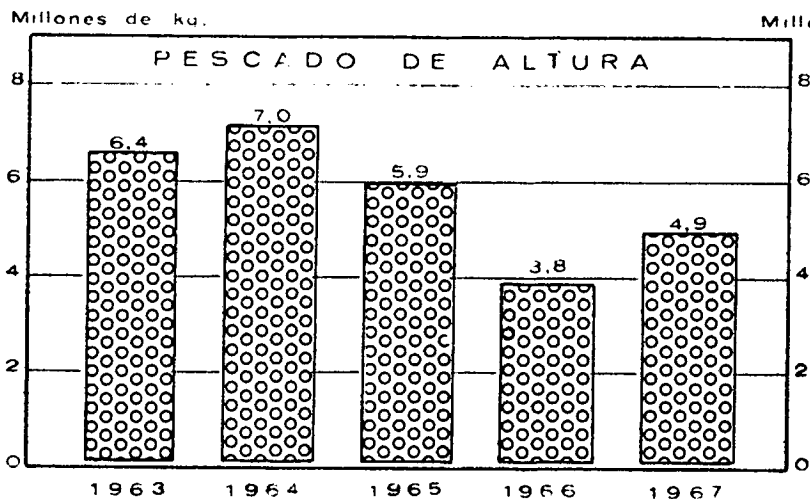



CAPITAL FEDERAL
 ESTADISTICA BROMATOLOGICA
 PRODUCTOS INSPECCIONADOS
 PESCADOS, MARISCOS Y BATRACIOS
 1963 - 1967

PERIODO:	PESCADO				
	DE ALTURA	COSTERO	DE RIO	DE LAGUNA	FILET
	(KILOGRAMO)				
1963	6.388.849	5.044.363	1.393.746	451.410	4.964.648
1964	6.983.747	8.113.793	2.341.267	340.067	11.555.444
1965	5.942.991	7.838.109	1.554.068	310.708	12.133.322
1966	3.753.812	6.305.021	2.035.137	546.954	8.042.050
1967	4.901.234	6.535.085	2.629.417	938.737	11.443.724
B. 1967	167.984	227.233	63.441	54.405	540.247
F. "	305.123	330.778	99.155	66.800	618.301
M. "	528.829	991.313	274.420	117.584	1.329.186
A. "	370.914	517.060	216.852	128.410	953.008
M. "	518.123	534.695	193.667	91.320	1.032.774
J. "	493.743	461.791	346.270	122.210	833.210
J. "	506.644	618.857	276.117	149.948	1.076.418
A. "	454.691	622.095	307.570	109.400	1.260.333
S. "	526.285	813.403	307.380	28.280	1.082.566
O. "	467.274	616.110	228.470	11.800	922.749
N. "	327.905	511.090	163.655	6.070	1.039.624
D. "	233.719	290.660	152.420	52.510	755.308



CAPITAL FEDERAL
ESTADISTICA BROMATOLOGICA
Productos inspeccionados
1963-1967






CAPITAL FEDERAL

ESTADISTICA BROMATOLOGICA

PRODUCTOS INSPECCIONADOS


PESCADOS, MARISCOS Y BATRACIOS

PERIODO:	PESCADO		MARISCOS			BATRACIOS
	CONGELADO	EN CONSERVA Y ENVASADO	MARISCOS	MARISCOS IMPORTADOS	CARACOLES	BAFAS (DOC.)
	(KILOGRAMO)					
1963	69.474	2.033.825	710.886	28.555	100.758	7.832
1964	848.644	3.753.230	1.000.416	-	71.245	11.030
1965	845.802	3.834.596	1.079.430	-	50.169	13.790
1966	1.262.039	2.126.380	1.103.714	137.695	83.771	5.112
1967	1.654.765	1.637.248	3.388.288	338.778	125.644	2.805
B. 1967	41.073	120.578	83.718	-	3.950	193
F. "	67.416	368.637	86.492	-	4.470	115
M. "	249.441	164.271	165.100	-	26.896	445
A. "	74.251	74.754	210.190	-	19.270	-
M. "	153.263	44.240	418.295	-	15.250	-
J. "	233.023	114.501	353.042	-	8.460	-
J. "	109.859	169.831	384.307	-	5.640	-
A. "	60.081	133.392	473.340	-	6.540	-
S. "	67.477	101.242	262.692	258.636	11.660	60
O. "	236.081	59.693	118.055	80.142	8.210	1.562
H. "	194.428	30.399	361.714	-	9.228	188
D. "	168.372	255.710	471.343	-	6.070	242



CAPITAL FEDERAL
 ESTADISTICA BROMATOLOGICA
 PRODUCTOS INSPECCIONADOS
 LECHE Y DERIVADOS
 1963 - 1967

PERIODO:	L E C H E			DULCE DE LECHE	MANTECA
	FRESCA	ESPECIALES	EN POLVO		
	(L I T R O)			(K I L O G R A M O)	
1963	313.850.073	1.613.889	1.101.575	7.524.643	24.857.268
1964	327.686.972	2.784.025	1.513.304	6.852.638	18.104.449
1965	322.299.380	4.297.880	2.479.126	8.401.964	17.446.527
1966	339.076.539	4.021.221	3.253.024	9.984.777	20.821.227
1967	317.827.398	3.364.406	3.291.630	11.433.988	20.391.756
E. 1967	29.227.061	138.092	89.301	630.319	2.276.458
P. "	24.339.955	190.793	184.568	765.191	1.392.766
M. "	26.162.413	233.314	447.585	959.607	1.782.088
A. "	28.045.746	267.006	354.018	859.200	1.941.412
M. "	28.765.450	337.445	331.462	1.006.009	2.215.422
J. "	28.503.727	196.333	196.202	950.060	1.828.989
J. "	21.856.408	105.653	357.409	973.709	1.527.708
A. "	20.859.341	826.440	304.758	1.095.499	1.587.619
S. "	24.334.674	215.072	197.326	774.490	1.448.481
O. "	25.394.078	398.911	240.932	1.090.416	1.458.737
H. "	29.217.366	215.543	352.895	1.434.407	1.657.230
D. "	31.121.179	239.804	235.174	895.081	1.274.846

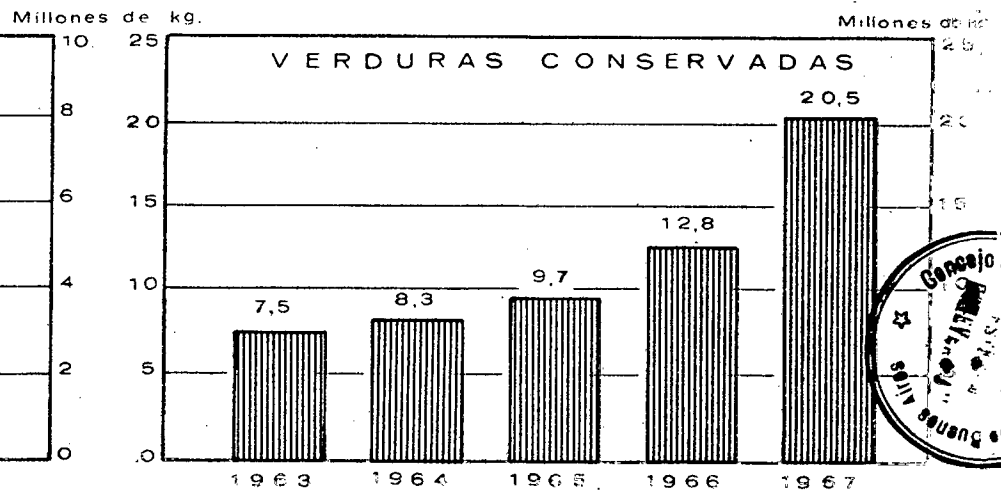
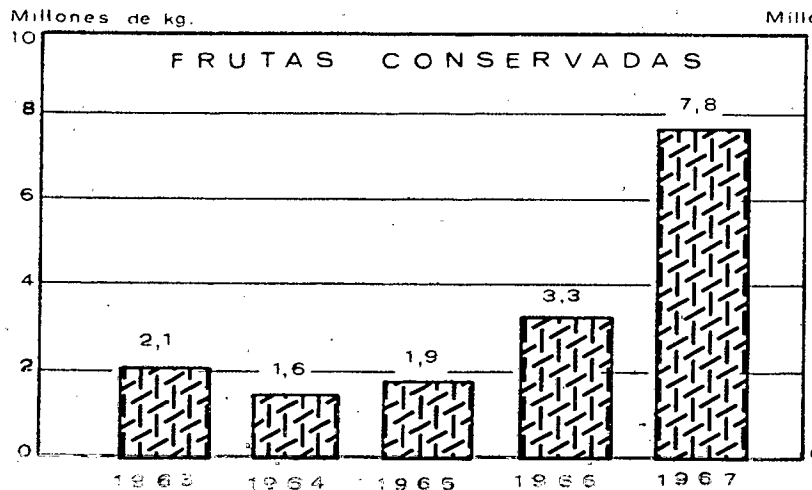
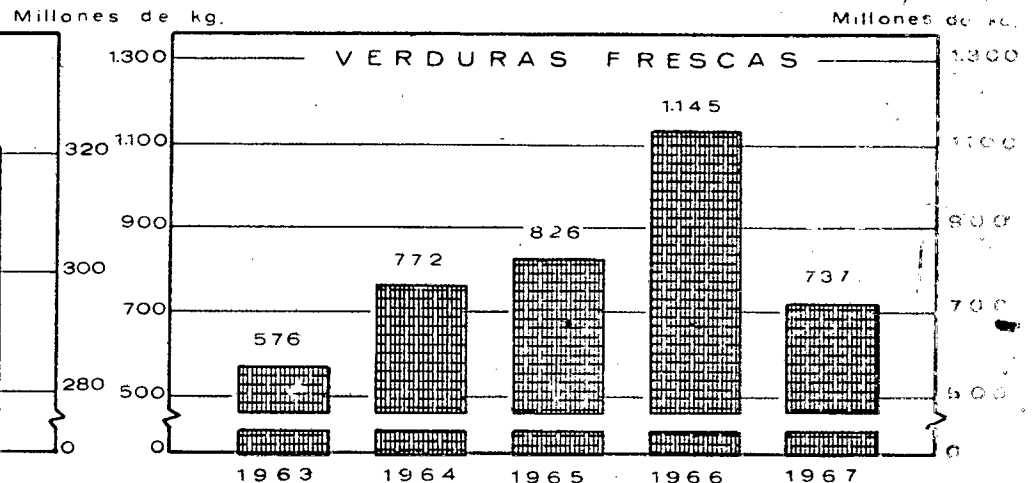
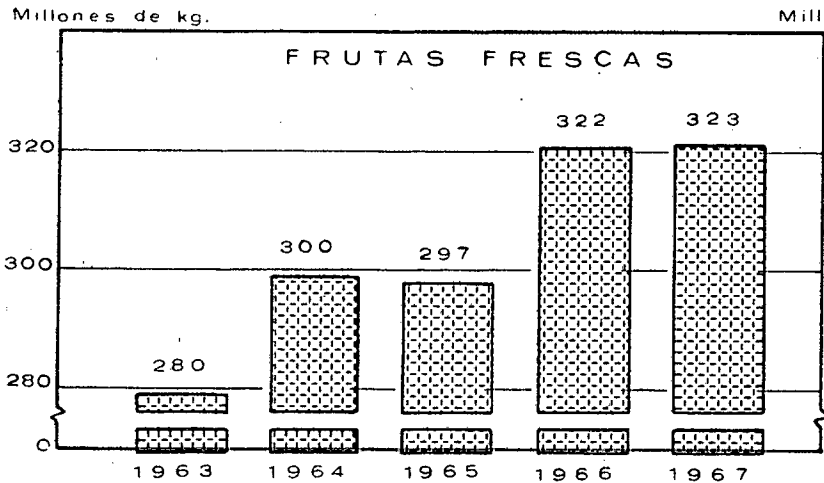



CAPITAL FEDERAL

ESTADISTICA BROMATOLOGICA

Productos inspeccionados

1963 - 1967






CAPITAL FEDERAL
 ESTADISTICA BROMATOLOGICA
 PRODUCTOS INSPECCIONADOS


VARIOS
 1963 - 1967

PERIODO:	ACEITES (L)	MARGARINA	DULCE DE FRUTAS	MIEL	LEVADURAS
		(KILOGRAMO)			
1963	19.163.490	249.571	8.970.058	1.071.317	154.929
1964	13.249.512	257.321	11.250.614	1.635.508	1.063.119
1965	17.529.350	392.943	9.024.880	2.651.121	56.331
1966	24.780.860	586.311	14.762.145	1.651.701	-
1967	25.123.389	965.108	15.594.789	1.943.498	174.488
E. 1967	2.070.023	27.750	942.567	158.154	-
F. "	1.416.034	21.669	601.077	211.330	-
M. "	1.998.575	68.500	1.219.484	249.679	6.000
A. "	2.003.590	50.680	1.531.885	111.425	-
M. "	2.100.604	76.821	1.595.468	239.752	-
J. "	2.241.670	53.925	1.529.542	-	31.500
J. "	1.924.234	73.649	1.603.447	152.966	21.050
A. "	2.146.633	100.065	1.416.491	249.028	18.000
S. "	2.721.088	100.346	1.750.862	135.049	53.838
O. "	2.375.911	137.280	1.465.464	123.427	34.600
H. "	2.305.808	209.634	1.063.611	209.970	-
D. "	1.819.219	44.771	874.891	102.718	9.500




CAPITAL FEDERAL
 ESTADISTICA BROMATOLOGICA
 PRODUCTOS INSPECCIONADOS APTOS
 CARNES
 1963 - 1967


PERIODO:	CUARTOS BOVINAS	RESSES			LECHONES	CAPRINOS
		BOVINAS	OVINAS	PORCINAS		
(N U M B R O)						
1963	191.922	1.853.767	361.237	709.879	215.355	331.653
1964	197.599	1.279.623	406.716	660.910	173.976	306.305
1965	172.667	1.326.242	483.254	848.066	182.669	262.275
1966	181.424	1.787.475	648.794	1.100.894	212.885	278.763
1967	187.336	1.932.204	814.137	979.423	250.487	284.675
B. 1967	16.625	162.744	55.935	96.853	6.290	20.100
F. "	11.215	143.794	45.600	78.479	9.212	-
M. "	13.818	164.846	50.306	88.442	16.452	-
A. "	15.880	168.412	54.020	85.920	17.246	1.051
M. "	19.554	182.249	54.823	91.056	22.107	7.818
J. "	16.931	175.036	50.645	93.706	24.195	37.660
J. "	19.361	169.151	59.969	89.810	22.445	39.351
A. "	18.390	168.858	76.924	82.814	23.728	33.648
B. "	14.354	157.140	79.588	71.901	19.557	31.479
O. "	13.632	150.802	41.712	68.488	27.406	24.367
H. "	15.465	137.659	122.312	67.846	29.555	38.222
D. "	12.111	151.513	122.303	64.108	32.294	50.979



CAPITAL FEDERAL
 ESTADISTICA BROMATOLOGICA
 PRODUCTOS INSPECCIONADOS APTOS
 CARNES
 1963 - 1967

PERIODO:	CARNE EN TROZOS	MENUENCIAS Y VISCERAS	CARNE		
			CONSERVADA	SALADA	CONGELADA
(KILOGRAMO)					
1963	7.311.258	13.316.839	765.530	62.936	16.609
1964	10.875.406	17.725.504	1.150.987	87.809	-
1965	9.553.926	20.848.378	1.994.886	44.733	120
1966	13.360.216	24.462.667	1.403.314	100.735	-
1967	14.864.156	24.887.925	2.715.797	91.331	-
E. 1967	401.513	2.089.640	297.548	8.433	-
F. "	1.253.603	1.824.730	215.461	7.802	-
M. "	1.440.104	2.314.696	287.522	12.079	-
A. "	1.016.988	2.167.681	230.933	7.968	-
M. "	1.418.251	3.001.362	272.039	7.966	-
J. "	1.417.888	2.430.362	224.177	11.121	-
J. "	1.705.575	2.322.604	251.049	10.031	-
A. "	1.414.598	1.141.762	119.573	-	-
S. "	1.320.899	1.917.507	49.092	9.037	-
O. "	1.159.285	1.782.992	220.295	9.370	-
F. "	1.180.258	2.071.326	315.212	7.524	-
D. "	1.135.194	1.823.263	232.896	-	-






CAPITAL FEDERAL
 ESTADISTICA BROMATOLOGICA
 PRODUCTOS INSPECCIONADOS APTOS

CARNES


1963 - 1967

PERIODO:	SANGRE (L.)	EMBUTIDOS Y CHACINADOS (KG.)	JAMONES (N°)	TOCINOS (KG.)	LENGUAS (N°)
1963	507.832	5.631.111	149.300	44.347	407.102
1964	782.190	5.696.406	324.048	45.565	400.716
1965	640.756	5.508.505	322.945	58.178	473.447
1966	1.210.466	5.255.074	468.131	178.312	678.533
1967	1.498.923	5.119.067	719.719	42.066	751.360
E. 1967	90.050	478.649	55.982	-	64.270
F. "	69.920	486.451	49.693	11.174	63.116
M. "	37.120	549.539	41.694	700	84.216
A. "	88.920	349.746	56.447	3.670	73.695
M. "	146.370	445.952	56.736	1.835	76.396
J. "	-	469.809	55.523	300	72.480
J. "	458.293	383.301	61.965	10.374	63.148
A. "	90.750	417.232	61.043	7.340	52.774
S. "	141.980	316.929	51.582	4.445	54.678
O. "	137.820	412.300	135.316	350	40.437
N. "	129.050	425.247	46.681	1.378	54.574
D. "	108.650	383.912	47.057	500	51.576



CAPITAL FEDERAL
 ESTADISTICA BROMATOLOGICA
 PRODUCTOS INSPECCIONADOS
 AVES, HUEVOS Y APINES APTOS
 1963 - 1967


PERIODO:	AVES MUERTAS PELADAS	POLLOS Y GALLINAS	PAVOS Y PAVITAS	GANSOS	PATOS	PALOMAS
	(N U M E R O)					
1963	4.668.727	3.418.916	69.368	8.765	42.841	3.263
1964	10.199.818	3.688.127	132.328	4.483	24.298	3.200
1965	10.355.685	4.100.158	96.281	4.342	28.108	4.880
1966	13.557.049	4.522.542	51.583	6.837	28.591	4.614
1967	17.222.484	3.074.554	109.588	6.965	28.724	5.716
E. 1967	918.077	204.284	4.932	939	3.399	254
F. "	768.048	183.359	237	580	2.858	259
M. "	1.418.565	275.217	469	693	3.535	313
A. "	1.130.095	290.432	878	424	232	11
M. "	1.192.015	323.146	4.643	623	2.899	178
J. "	1.319.701	267.799	6.546	510	3.287	522
J. "	1.604.584	277.787	25.661	719	2.449	612
A. "	1.792.742	292.110	30.143	797	2.279	928
S. "	1.338.463	264.752	4.070	334	1.548	1.005
O. "	2.394.743	230.573	8.080	88	851	509
H. "	1.529.538	224.848	8.322	414	1.684	868
D. "	1.815.913	240.247	15.607	844	3.703	257



CAPITAL FEDERAL
ESTADISTICA BROMATOLOGICA
PRODUCTOS INSPECCIONADOS

AVES, HUEVOS Y APINES APTOS
1963 - 1967

PERIODO:	PILIFEROS			HUEVOS			
	CONEJOS	LIEBRES	NUTRIAS	DE CAMPO	FRIGORIFICO CAPITAL	FRIGORIFICO INTERIOR	PARA INDUSTRIA
	(NUMERO)			(DOCEÑA)			
1963	60.595	41.435	1.346	43.246.109	-	-	-
1964	65.280	36.915	4.623	40.804.503	-	-	-
1965	70.526	13.135	2.244	41.042.491	-	-	-
1966	60.793	76.280	1.332	18.160.633	8.908.035	2.969.361	-
1967	79.132	15.642	1.453	12.777.237	2.764.413	319.259	-
B. 1967	5.257	-	-	1.089.346	236.100	8.100	-
P. "	6.483	-	-	839.301	149.221	7.388	-
M. "	9.143	-	-	987.672	54.633	13.287	-
A. "	17.365	151	21	620.301	804.069	-	-
M. "	7.098	1.970	266	671.409	912.223	245.568	-
J. "	5.767	3.868	280	354.614	499.950	-	-
J. "	6.143	8.150	384	535.549	47.077	44.916	-
A. "	6.868	1.484	134	1.769.207	-	-	-
S. "	3.518	19	225	1.220.133	-	-	-
O. "	3.646	-	109	1.529.985	-	-	-
H. "	3.804	-	12	1.701.121	-	-	-
D. "	4.040	-	22	1.458.599	61.140	-	-



CAPITAL FEDERAL


ESTADISTICA BROMATOLOGICA

PRODUCTOS INSPECCIONADOS APTOS

PESCADOS, MARISCOS Y BATRACIOS

1963 - 1967

PERIODO:	PESCADO				
	DE ALTURA	COSTERO	DE RIO	DE LAGUNA	FILET
	(KILOGRAMO)				
1963	6.239.541	5.019.696	1.384.836	445.784	4.955.152
1964	6.849.897	8.082.471	2.316.677	335.875	11.537.463
1965	5.628.039	7.777.721	1.531.182	306.691	12.082.137
1966	3.661.017	6.261.800	1.986.072	535.174	8.021.075
1967	4.854.096	6.490.191	2.608.990	924.292	11.416.241
E. 1967	166.739	223.683	62.766	50.770	536.717
F. "	303.069	329.530	98.693	65.750	618.163
M. "	524.614	979.199	273.960	117.074	1.328.864
A. "	367.398	514.335	216.642	124.295	938.665
M. "	507.428	529.555	192.197	90.295	1.030.814
J. "	492.058	459.718	342.810	121.035	833.050
J. "	505.559	618.482	273.037	148.798	1.075.713
A. "	454.326	618.695	306.030	109.165	1.260.333
S. "	525.732	808.498	304.415	28.280	1.081.521
O. "	464.784	613.393	224.170	11.270	921.264
H. "	315.470	505.833	162.435	6.070	1.038.469
D. "	226.919	289.270	151.835	51.490	752.668



CAPITAL FEDERAL


ESTADISTICA BROMATOLOGICA

PRODUCTOS INSPECCIONADOS APTOS

PESCADOS, MARISCOS Y BATRACIOS

1963 - 1967

PERIODO:	PESCADOS		MARISCOS			BATRACIOS
	CONGELADO	EN CONSERVA Y ENVASADO	MARISCOS	MARISCOS IMPORTADOS	CARACOLES	RAIAS (DOC.)
	(KILOGRAMO)					
1963	69.474	2.033.672	693.159	28.538	100.758	7.832
1964	848.644	3.753.153	967.975	-	71.245	11.080
1965	845.693	3.834.387	1.052.448	-	50.109	13.790
1966	1.258.061	2.126.380	1.087.461	-	81.676	5.112
1967	1.651.020	1.635.839	3.342.314	338.778	121.139	2.805
E. 1967	40.653	120.578	77.333	-	3.815	193
F. "	67.158	368.625	85.528	-	4.470	115
M. "	249.322	164.193	164.751	-	26.896	445
A. "	73.306	74.655	203.137	-	17.910	-
M. "	153.063	44.238	414.888	-	13.360	-
J. "	233.023	114.501	349.962	-	8.460	-
J. "	109.859	169.681	380.346	-	5.640	-
A. "	60.061	132.612	469.781	-	6.540	-
S. "	67.407	101.092	260.878	258.636	11.660	60
O. "	235.520	59.675	115.625	80.142	8.210	1.562
N. "	193.751	30.279	354.273	-	9.228	188
D. "	167.897	255.710	465.812	-	4.950	242



CAPITAL FEDERAL
 ESTADISTICA BROMATOLOGICA
 PRODUCTOS INSPECCIONADOS

LECHE Y DERIVADOS APTOS
 1963 - 1967

PERIODO:	LECHE			DULCE DE LECHE
	FRESCA	ESPECIALES	EN POLVO	
	(LITRO)		(KILOGRAMO)	
1963	312.092.464	1.613.889	1.101.575	7.503.784
1964	327.433.691	2.784.017	1.513.304	6.850.939
1965	322.207.852	4.297.880	2.479.126	8.400.060
1966	339.060.241	4.020.838	3.252.984	9.983.070
1967	317.802.055	3.364.406	3.291.630	11.426.093
B. 1967	29.226.998	138.092	89.301	630.305
F. "	24.339.955	190.793	184.568	765.190
M. "	26.161.065	233.314	447.585	959.597
A. "	28.036.373	267.006	354.018	859.200
M. "	28.764.949	337.445	331.462	1.006.009
J. "	28.501.263	196.333	196.202	942.260
J. "	21.855.715	105.653	357.409	973.709
A. "	20.857.413	826.440	304.758	1.095.499
S. "	24.334.363	215.072	197.326	774.490
O. "	25.390.940	398.911	240.932	1.090.406
H. "	29.211.842	215.543	352.895	1.434.347
D. "	31.121.179	239.804	235.174	895.081

CAPITAL FEDERAL
 ESTADISTICA BROMATOLOGICA
 PRODUCTOS INSPECCIONADOS
 LECHE Y DERIVADOS APTOS
 1963 - 1967

PERIODO:	MANTECA	CREMA	QUESO	CUAJADA
	(KILOGRAMO)			
1963	24.833.368	3.844.237	81.179.324	1.374.598
1964	18.104.074	3.768.641	87.418.280	2.135.295
1965	17.445.947	3.616.142	90.066.488	2.206.458
1966	20.820.888	4.209.698	78.647.253	2.203.298
1967	20.386.448	3.090.728	75.700.859	2.623.118
E. 1967	2.276.354	372.798	6.128.395	322.729
F. "	1.392.746	322.970	5.687.224	198.696
M. "	1.782.088	245.895	6.603.549	271.759
A. "	1.941.412	208.919	6.324.434	227.610
M. "	2.210.922	228.610	7.220.719	234.817
J. "	1.828.989	180.303	6.661.504	74.094
J. "	1.527.708	171.339	5.951.245	132.327
A. "	1.587.619	202.559	5.960.098	155.321
S. "	1.448.471	178.932	5.998.949	-
O. "	1.458.737	218.907	6.146.362	225.217
H. "	1.657.230	319.908	6.682.751	332.883
D. "	1.274.172	439.588	6.335.629	447.665

CAPITAL FEDERAL

ESTADISTICA BROMATOLOGICA

PRODUCTOS INSPECCIONADOS APTOS

VERDURAS Y FRUTAS

1963 - 1967

FRUTAS

VERDURAS

PERIODO:

FRESCAS

CONSERVADAS

FRESCAS

CONSERVADAS

(KILOGRAMO)

PERIODO:	FRESCAS	CONSERVADAS	FRESCAS	CONSERVADAS
1963	279.586.663	2.038.554	574.999.886	7.518.152
1964	293.311.572	1.612.067	753.107.529	8.331.655
1965	296.377.099	1.848.223	825.115.656	9.681.823
1966	321.061.328	3.294.230	1.143.353.962	12.752.558
1967	320.768.748	7.786.669	732.937.145	20.521.915
E. 1967	33.408.495	302.485	106.310.587	1.670.642
F. "	23.053.958	1.324.639	71.204.948	1.453.284
M. "	24.645.410	55.509	62.006.089	2.178.419
A. "	24.141.475	819.572	63.491.040	1.812.851
M. "	22.596.103	719.961	62.354.672	1.927.920
J. "	20.264.342	843.033	60.554.503	1.534.382
J. "	21.141.857	412.324	42.446.807	2.117.011
A. "	22.596.682	792.473	49.944.616	1.639.262
S. "	21.987.948	465.006	56.469.311	1.208.694
O. "	60.657.545	840.289	25.629.259	1.542.372
N. "	24.101.918	822.859	69.026.420	2.243.786
D. "	22.173.015	388.519	63.498.893	1.193.292

CAPITAL FEDERAL

ESTADISTICA BROMATOLOGICA

PRODUCTOS INSPECCIONADOS APTOS

VARIOS

1963 - 1967

PERIODO:	ACEITES	MARGARINA	DULCE DE FRUTAS	MIEL	LEVADURAS
	(L.)	(KILOGRAMO)			
1963	19.163.362	248.482	8.962.120	1.071.317	154.929
1964	13.249.510	257.321	11.209.115	1.635.508	1.083.119
1965	17.529.275	392.928	8.977.153	2.651.057	56.331
1966	24.780.582	586.301	14.747.468	1.651.526	-
1967	25.122.531	964.934	15.584.615	1.943.421	174.488
E. 1967	2.069.908	27.738	941.891	158.152	-
F. "	1.416.034	21.669	600.877	211.330	-
M. "	1.998.552	68.500	1.216.854	249.639	6.000
A. "	2.003.565	50.680	1.531.868	111.425	-
M. "	2.100.524	76.821	1.595.198	239.752	-
J. "	2.241.670	53.925	1.526.354	-	31.500
J. "	1.924.234	73.639	1.603.397	152.966	21.050
A. "	2.146.633	100.043	1.415.691	248.993	18.000
S. "	2.720.473	100.364	1.749.291	135.049	53.838
O. "	2.375.911	137.155	1.465.116	123.427	34.600
H. "	2.305.808	209.629	1.063.437	209.970	-
D. "	1.819.219	44.771	874.641	102.718	9.500

CAPITAL FEDERAL

NUMERO DE INSPECCIONES REALIZADAS EN

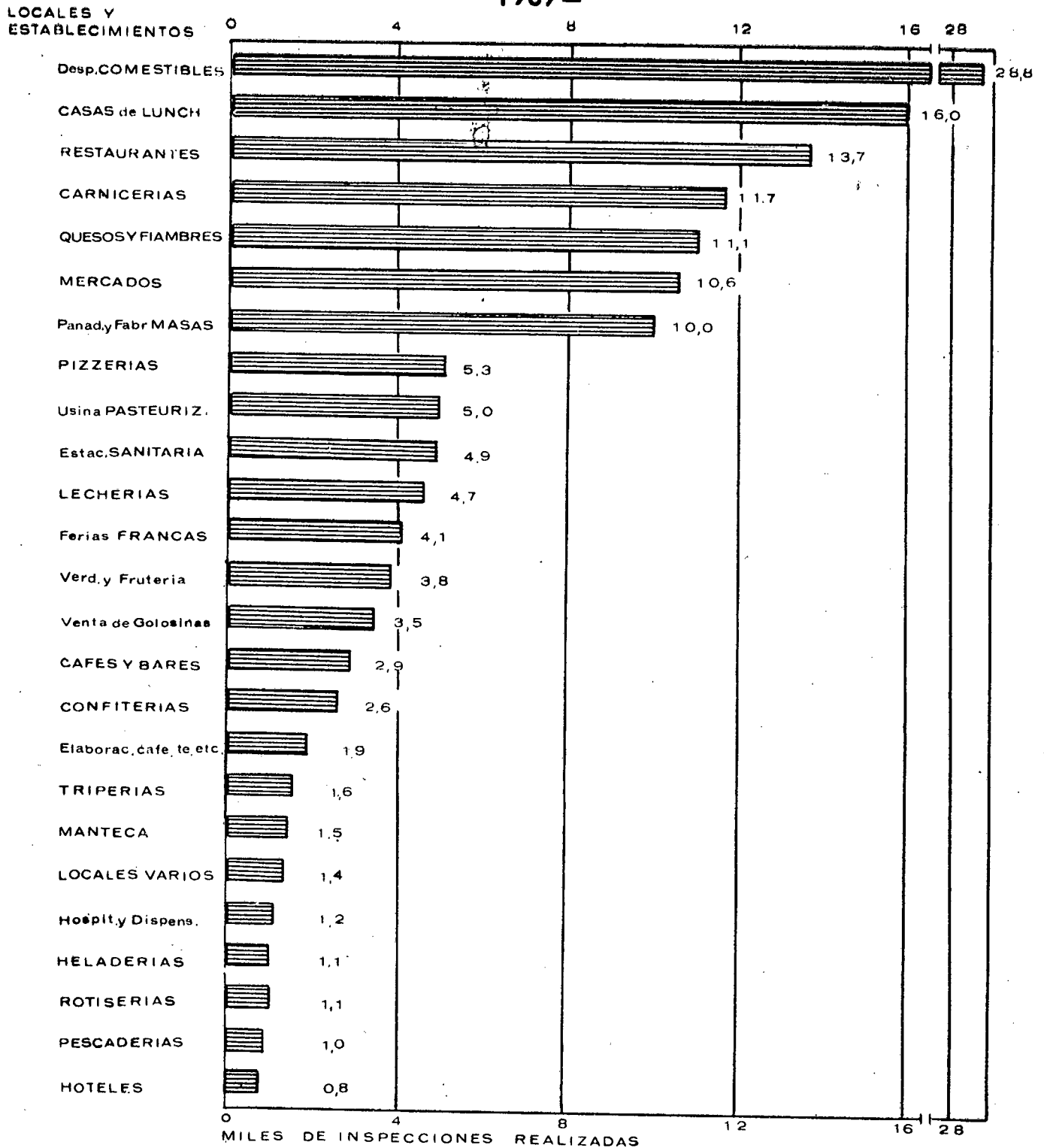
LOCALES Y ESTABLECIMIENTOS

1963 - 1967

PERIODO:	T O T A L	MERCADOS	CARNICERIAS	CAMARAS FRIGORIFICAS	FERIAS FRANCAS	VERDULERIAS Y FRUTERIAS	RESTAURANTES	HOTELS	CASAS DE LUNCE
1963	181.951	18.938	9.484	607	6.240	2.946	16.000	806	18.396
1964	138.824	11.481	7.069	444	4.041	2.557	12.814	630	14.412
1965	204.113	15.831	14.228	940	6.039	6.358	18.392	821	22.963
1966	193.470	15.372	14.808	518	6.465	6.010	15.334	752	22.362
1967	160.169	10.632	11.659	95	4.087	3.790	13.709	829	16.042
E. 1967	14.258	1.068	1.121	1	427	352	1.204	52	1.525
F. "	10.323	746	804	-	294	237	826	54	1.161
M. "	13.738	1.071	995	48	413	212	1.210	81	1.424
A. "	15.003	1.169	1.199	34	435	348	1.302	51	1.635
M. "	14.577	944	963	-	390	292	1.627	53	1.479
J. "	4.761	320	81	10	83	-	412	-	448
J. "	15.066	977	871	-	540	293	1.702	68	1.437
A. "	14.589	771	1.226	2	240	405	970	102	1.368
S. "	14.826	1.121	1.295	-	349	419	1.057	104	1.407
O. "	15.152	784	1.113	-	353	457	1.106	129	1.394
N. "	13.979	792	991	-	262	434	1.193	63	1.436
D. "	13.857	869	1.000	-	301	341	1.100	72	1.328

CAPITAL FEDERAL

ESTADISTICA DE INSPECCIONES REALIZADAS POR TIPO DE ACTIVIDAD -1967-



CAPITAL FEDERAL

NUMERO DE INSPECCIONES REALIZADAS EN

LOCALES Y ESTABLECIMIENTOS

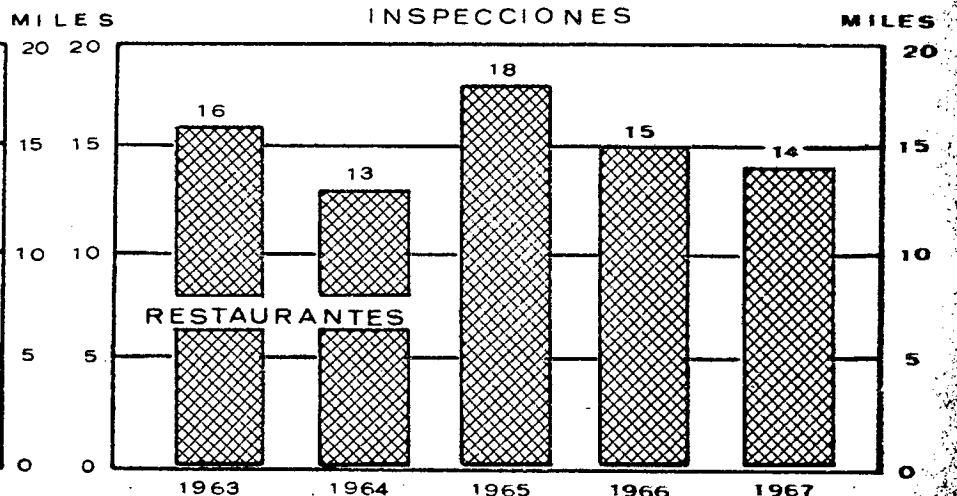
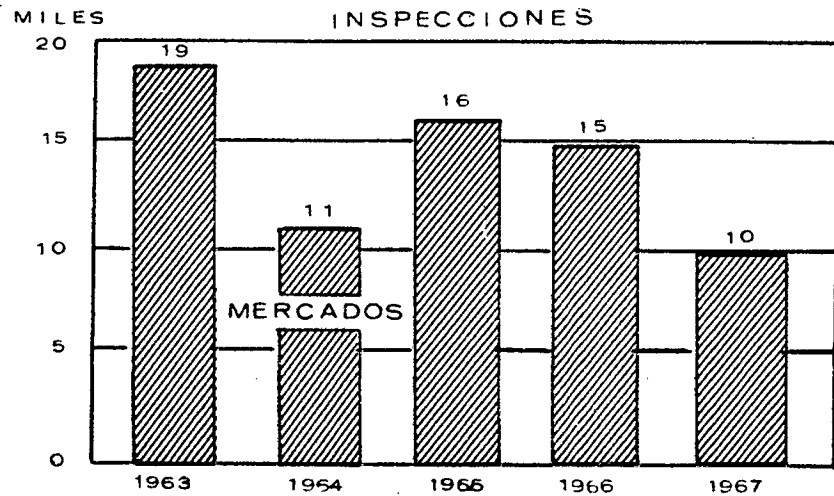
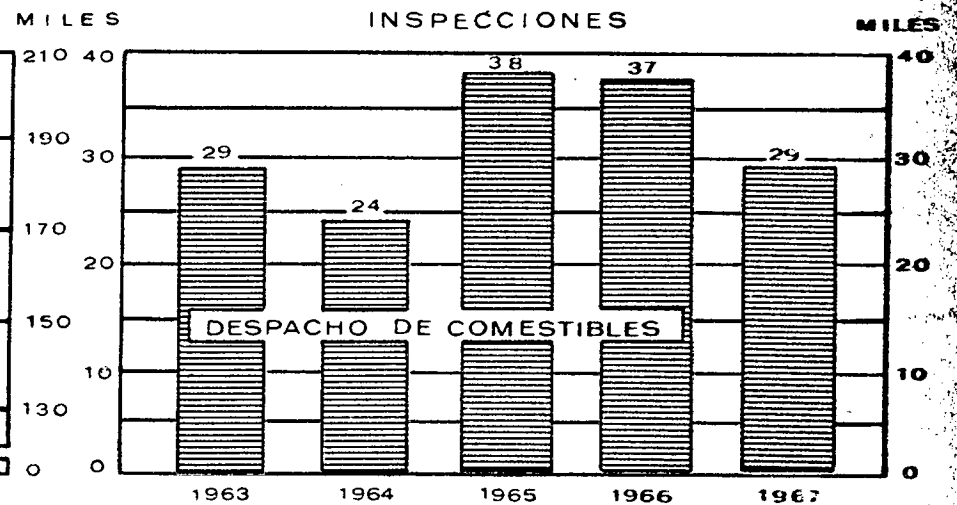
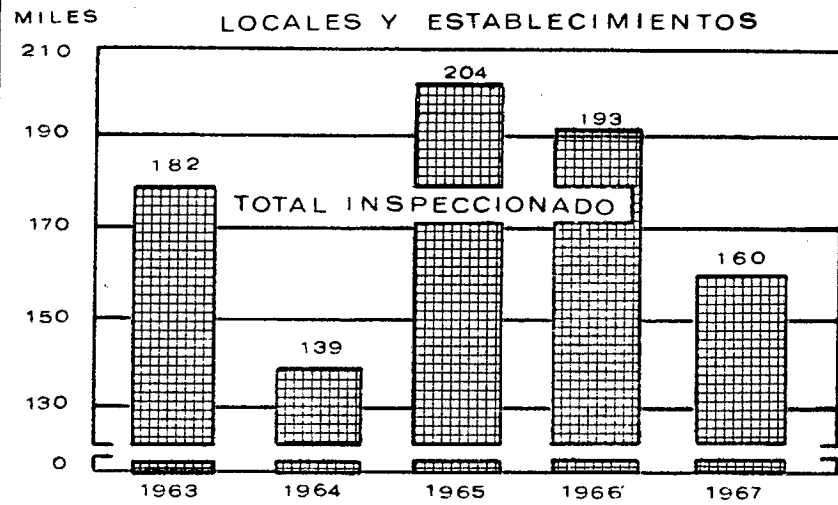
1963 - 1967

PERIODO:	LECHERIAS	CONFITERIAS	CAPES Y BARES	ROTISERIAS	PIZZERIAS	PESCADERIAS	QUESERIAS Y FIAMBRERIAS	PROVEDU- RIAS	DESPACHO DE COMESTIBLES
1963	7.379	3.304	6.210	303	3.840	188	11.780	624	28.994
1964	4.515	2.071	2.784	72	2.688	212	8.730	279	24.070
1965	6.273	3.463	3.651	587	4.529	560	13.478	250	37.666
1966	5.398	3.613	3.444	1.636	5.075	668	12.386	290	36.562
1967	4.716	2.645	2.914	1.053	5.332	985	11.085	246	28.831
E. 1967	427	209	280	61	356	49	1.052	-	2.631
F. "	332	181	187	51	256	29	729	12	1.955
M. "	376	233	246	85	423	55	1.003	-	2.512
A. "	392	232	252	93	443	44	1.083	-	2.741
M. "	394	202	206	112	456	82	1.003	-	2.484
J. "	169	68	76	27	164	-	338	-	951
J. "	426	198	241	131	517	96	1.063	-	2.556
A. "	448	266	293	101	292	158	1.175	111	2.580
S. "	417	269	265	81	466	100	1.095	123	2.696
O. "	512	295	290	131	528	209	1.004	-	2.703
H. "	457	241	235	89	480	120	1.015	-	2.529
D. "	366	251	343	91	951	43	525	-	2.493

CAPITAL FEDERAL

ESTADISTICA DE INSPECCIONES REALIZADAS

1963-1967



CAPITAL FEDERAL

NUMERO DE INSPECCIONES REALIZADAS EN

LOCALES Y ESTABLECIMIENTOS

1963 - 1967

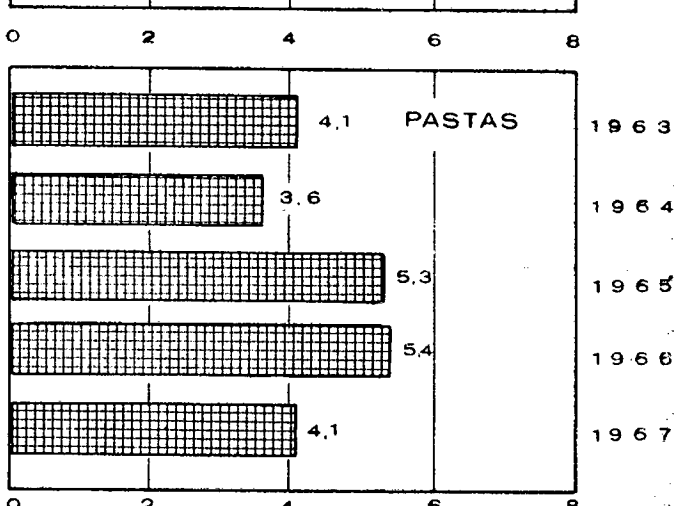
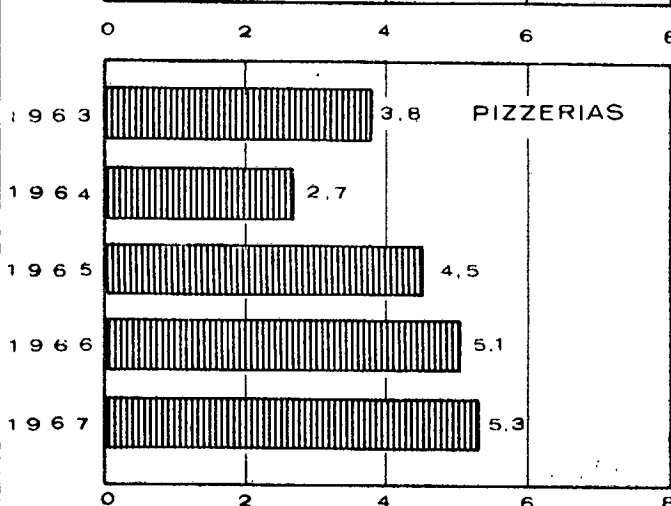
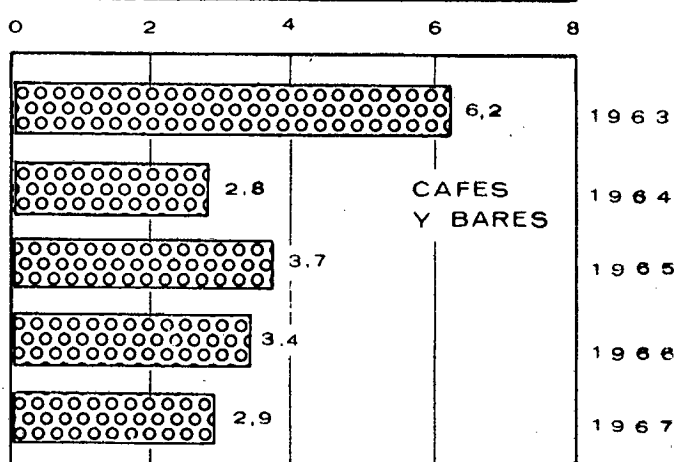
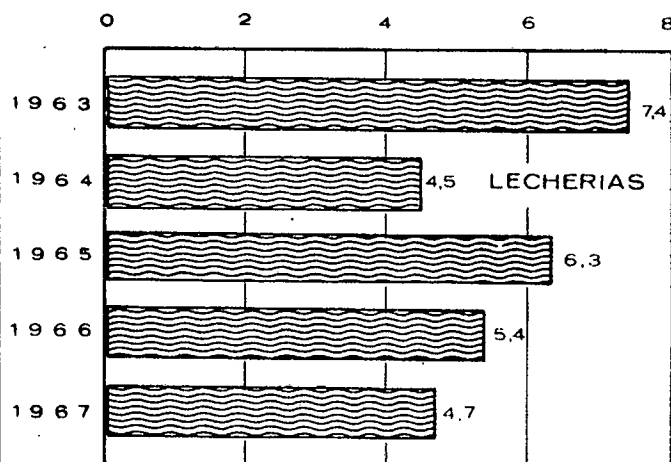
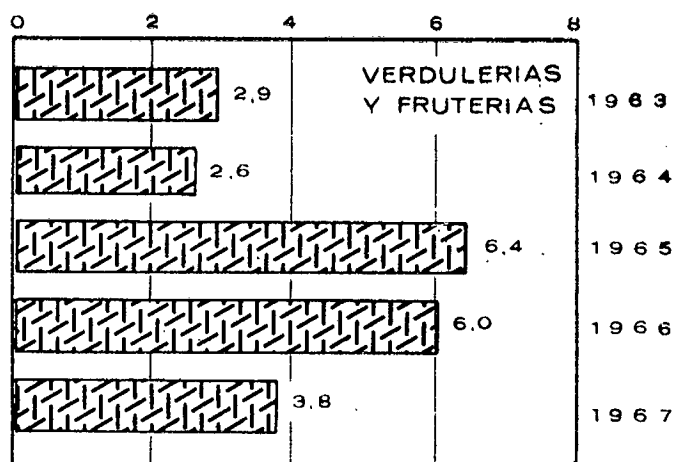
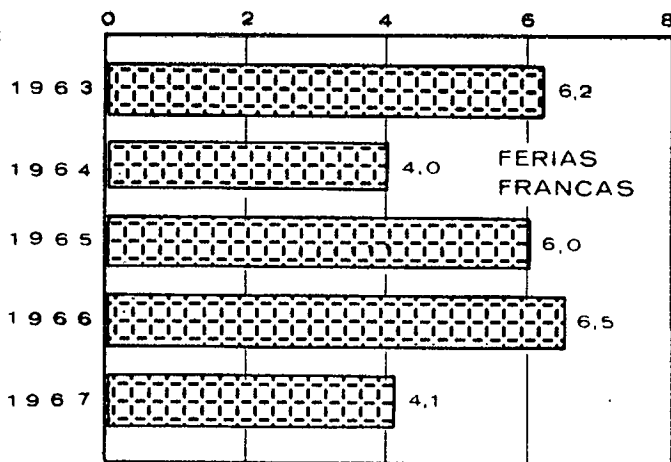
PERIODO:	VENTA DE GOLOSINAS	ESTACIONES		USINAS PASTEURIZADORAS	LECHEROS AMBULANTES	TAMBOS	HELADERIAS	PANADERIAS Y FABRICAS DE MASAS	ELABORACION DE CONSERVAS	PASTAS
		SANITARIAS	RECEPTORAS DE LECHE							
1963	1.933	5.493	364	3.875	8.969	4	1.391	10.659	41	4.102
1964	936	5.757	245	3.523	4.939	-	740	12.373	69	3.571
1965	3.091	5.642	244	3.686	4.596	-	1.070	13.786	28	5.304
1966	3.368	2.567	399	4.641	234	-	852	12.879	7	5.393
1967	3.530	4.924	368	4.962	-	-	1.105	10.004	36	4.120
E. 1967	314	391	31	405	-	-	101	934	-	352
F. "	193	310	28	399	-	-	90	636	-	266
K. "	331	320	31	405	-	-	58	1.019	-	354
A. "	319	532	31	408	-	-	32	1.095	-	395
M. "	299	520	31	412	-	-	31	862	-	373
J. "	67	425	31	415	-	-	28	193	-	130
J. "	335	410	31	418	-	-	8	942	1	432
A. "	369	391	31	460	-	-	18	948	1	447
S. "	460	395	30	404	-	-	81	723	3	325
O. "	392	410	31	408	-	-	123	1.005	9	387
N. "	296	410	31	410	-	-	130	671	12	334
D. "	155	410	31	418	-	-	405	976	10	325

CAPITAL FEDERAL

ESTADISTICA DE INSPECCIONES REALIZADAS

1963 - 1967

MILES DE INSPECCIONES REALIZADAS



MILES DE INSPECCIONES REALIZADAS

CAPITAL FEDERAL

NUMERO DE INSPECCIONES REALIZADAS EN

LOCALES Y ESTABLECIMIENTOS

FABRICAS DE:

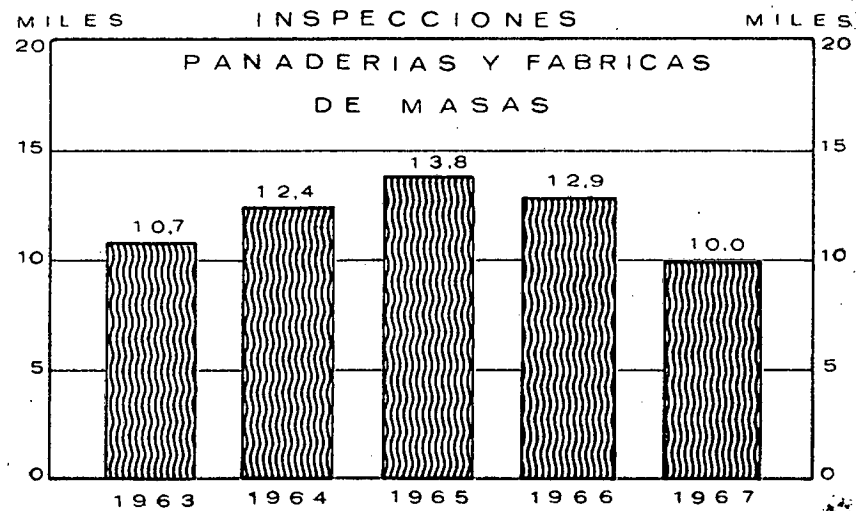
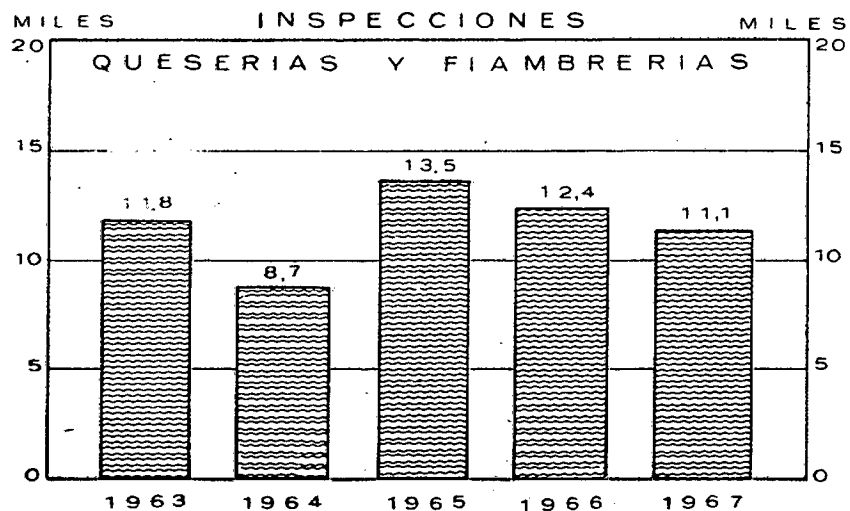
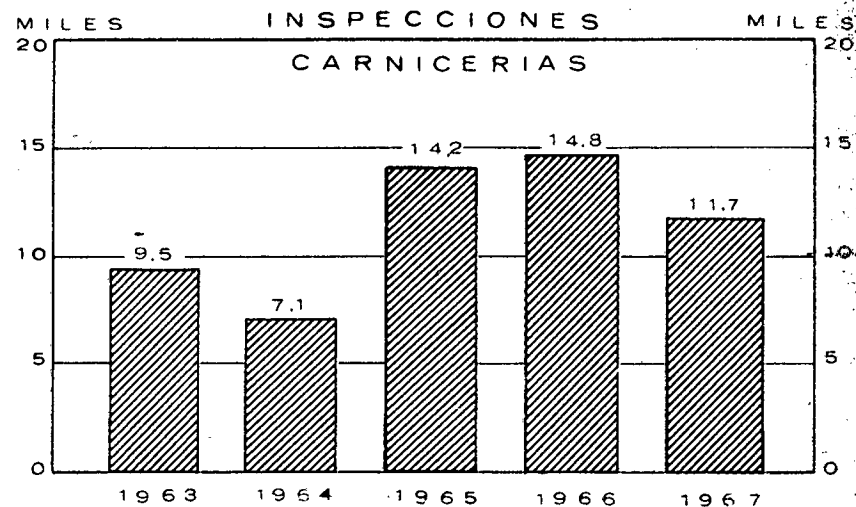
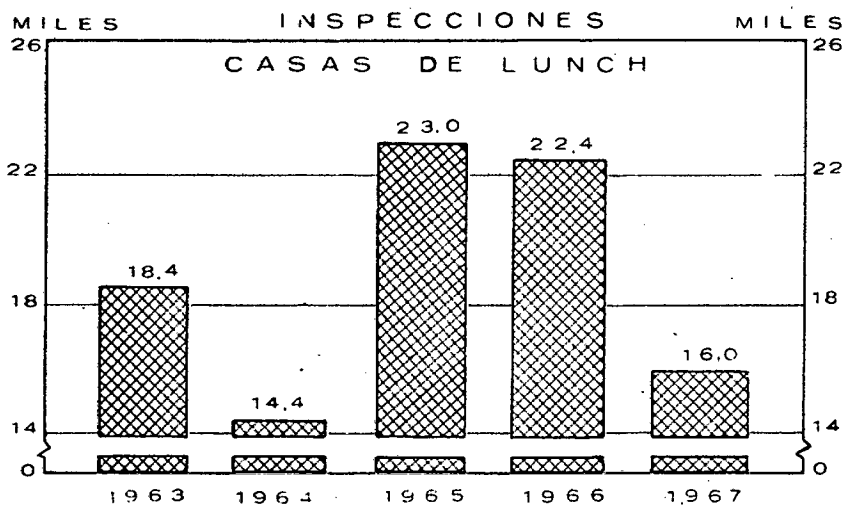
1963 - 1967

PERIODO:	EMPAREDADOS	EMSPANADAS	CHACINADOS	MANTECA	CHURROS	PLANES	DULCES	GALLETITAS	BOMBONES Y CARAMELOS	SOCA
1963	49	36	1.140	1.220	6	9	170	136	486	376
1964	8	4	1.057	1.471	10	-	98	208	479	349
1965	48	11	2.051	1.342	2	3	329	51	993	227
1966	-	-	1.136	-	-	-	228	-	1.401	210
1967	-	237	1.376	1.472	-	-	326	231	655	100
E. 1967	-	-	56	124	-	-	12	113	44	5
F. "	-	-	85	124	-	-	10	-	26	9
M. "	-	6	72	124	-	-	12	118	45	14
A. "	-	-	107	124	-	-	26	-	56	17
M. "	-	-	200	120	-	-	27	-	84	7
J. "	-	-	6	124	-	-	2	-	8	5
J. "	-	-	210	120	-	-	37	-	48	7
A. "	-	181	104	124	-	-	50	-	88	8
S. "	-	50	133	120	-	-	47	-	52	5
O. "	-	-	152	120	-	-	46	-	56	7
N. "	-	-	157	124	-	-	32	-	87	6
D. "	-	-	94	124	-	-	25	-	61	10

CAPITAL FEDERAL

ESTADISTICA DE INSPECCIONES REALIZADAS

1963-1967



CAPITAL FEDERAL

NUMERO DE INSPECCIONES REALIZADAS EN

LOCALES Y ESTABLECIMIENTOS

1963 - 1967

PERIODO:	DEPOSITOS DE:					DESP.BEBIDAS ALCOHOLICAS	COLONIA DE VACACIONES Y COMEDORES INFANTILES	HOSPITALES Y DISPENSA- RIOS	VENEDORES AMBULANTES
	ARTICULOS ALIMENTICIOS	QUESOS	HUEVOS	FRAC. DE VI- NOS-ACEITES	Y LAVADEROS DE TARROS				
1963	73	718	51	1.090	69	31	174	902	3
1964	414	873	-	757	-	38	34	423	-
1965	325	359	2	361	3	-	3	1.361	164
1966	94	2.035	-	340	1	-	-	1.188	-
1967	210	590	112	785	-	-	9	992	-
E. 1967	142	71	2	10	-	-	-	75	-
F. "	-	47	-	19	-	-	-	63	-
H. "	-	29	-	26	-	-	9	64	-
A. "	4	36	-	60	-	-	-	46	-
M. "	-	102	20	86	-	-	-	111	-
J. "	-	32	18	30	-	-	-	20	-
J. "	64	59	-	76	-	-	-	115	-
A. "	-	40	22	79	-	-	-	73	-
S. "	-	46	-	15	-	-	-	98	-
O. "	-	45	25	117	-	-	-	126	-
H. "	-	43	10	127	-	-	-	109	-
D. "	-	40	15	140	-	-	-	92	-

CAPITAL FEDERAL

NUMERO DE INSPECCIONES REALIZADAS EN

LOCALES Y ESTABLECIMIENTOS

1963 - 1967

PERIODO:	ELABORACION DE CAFE, TE Y YERBA MATE	CABALLERIZAS	TRIPERIAS	PELADORES DE AVES	VTA. FORRAJES Y CARBONERIAS	MONDON- GUBRIAS	DEPOSITOS DE LECHE	OFICINAS PUBLICAS	LOCALES VARIOS
1963	865	41	144	208	10	178	69	10	817
1964	612	20	161	33	23	12	1	9	708
1965	1.967	8	377	-	1	-	291	19	339
1966	2.380	1	525	-	-	-	185	174	2.539
1967	1.864	1	1.591	-	-	3	391	106	1.420
E. 1967	100	1	79	-	-	-	12	25	45
F. "	63	-	38	-	-	-	8	18	37
M. "	120	-	49	-	-	-	14	6	125
A. "	140	-	28	-	-	3	26	4	61
M. "	168	-	305	-	-	-	30	2	100
J. "	25	-	-	-	-	-	30	3	22
J. "	162	-	325	-	-	-	37	8	105
A. "	219	-	218	-	-	-	37	9	164
S. "	201	-	142	-	-	-	47	6	179
O. "	200	-	201	-	-	-	44	5	235
H. "	220	-	133	-	-	-	48	8	244
D. "	246	-	73	-	-	-	58	12	103

Impreso en la Dirección de Estadística
durante la segunda quincena de septiembre de 1968

La Dirección de Estadística mantiene el canje de su Revista y Boletín con
las principales publicaciones extranjeras y del país.

CARLOS PELLEGRINI 1070 - BUENOS AIRES

*Prohibida toda reproducción total o parcial que no
mencione la fuente de origen.*

*Para otra información relacionada con esta obra,
consultar en este organismo.*

